






NOVA Cutting



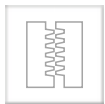
Grooving



Rebating



Profiling



Jointing



**Frame &
Panel door**

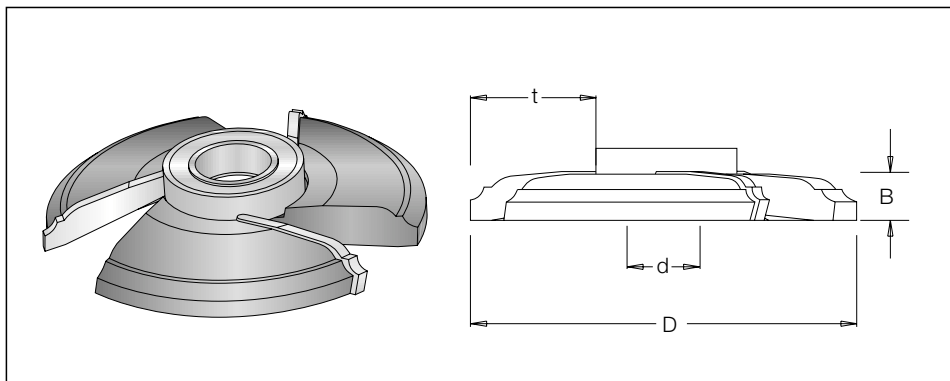


Lamello



Multi Profile
system

Raised Panel Cutter



Hand
feed

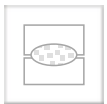
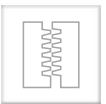



ϕD	B	Code No.	Max.t	ϕd	n
153	19	711 009 1	50	30	5,200 - 9,000

Spare parts:



Ball Bearing
#191 023 0
55x30x13

NOVA Cutting



Grooving

Rebating

Profiling


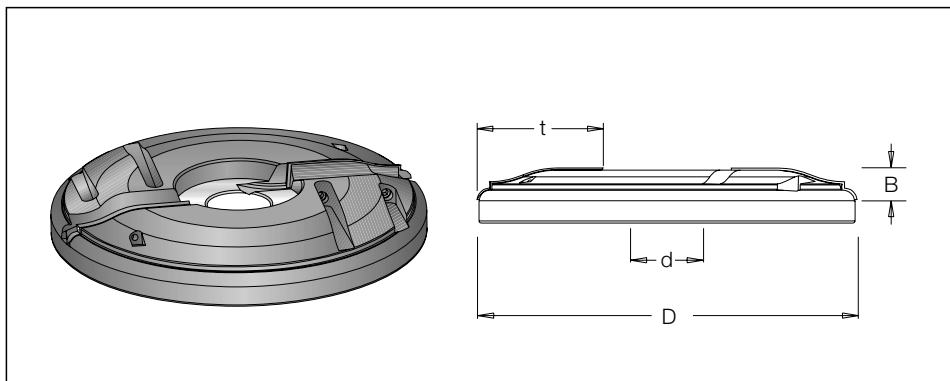
Joining

Frame & Panel door

Lamello

Multi Profile system

Raised Panel Cutter



Aluminum



EN847-1
EN847-2



Hand feed

$\varnothing D$	B	Code No.	d	Max. t	n
180	25	751 008 1	30	57	4,500 - 7,500

Spare parts:



T.C. Blade
#310 853 9
60x16x2



Wedge
#199 049 0
L = 57.5


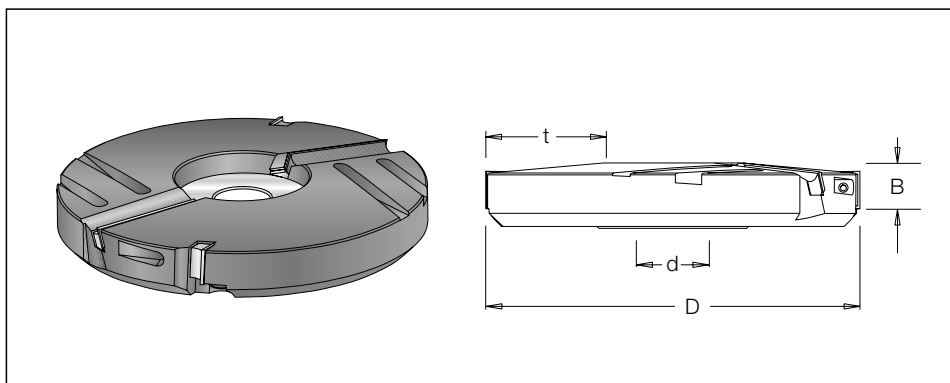


Allen screw
#193 026 5
M6x16



Allen key
#194 003 5
S3

Raised Panel Cutter



Aluminum



EN847-1
EN847-2



Hand feed

$\varnothing D$	B	Code No.	Teeth	$\varnothing d$	Max. t	n
200	35	751 010 1	2+2	30	58	3,800 - 6,500

Spare parts:



T.C. Blade
#310 722 0
20x12x1.5



T.C. Blade
#300 053 1
60x12x1.5



Wedge
#199 032 7
L = 17



Wedge
#199 033 5
L = 58

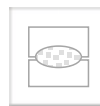
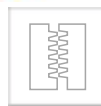





Allen screw
#193 026 5
M6x16



Allen key
#194 003 5
S3

NOVA Cutting



Grooving

Rebating

Profiling



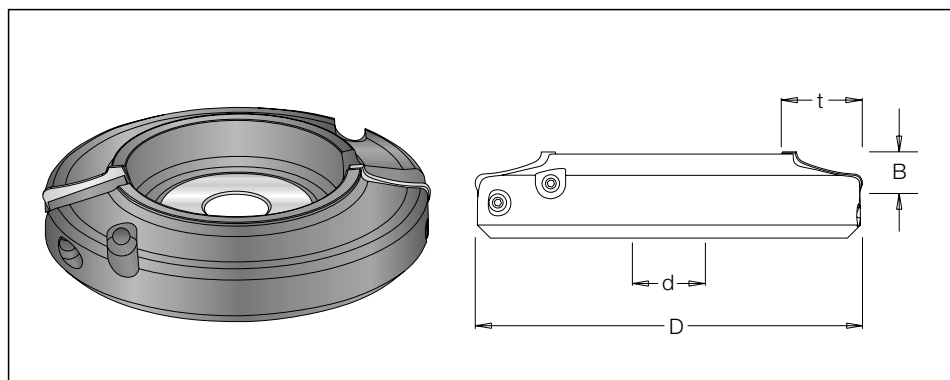
Joining

Frame & Panel door

Lamello

Multi Profile system

Frame Profile Cutter



Profile	øD	B	Code No.	Max.t	ød	n
A	180	40	751 012 1	30	30	4,200 - 7,400
B	180	40	751 013 1	30	30	4,200 - 7,400
C	180	40	751 014 1	30	30	4,200 - 7,400
D	180	40	751 015 1	30	30	4,200 - 7,400
E	180	40	751 016 1	30	30	4,200 - 7,400
Set	180	40	751 011 1 (Set)	30	30	4,200 - 7,400

Spare parts:



T.C. Blade



Wedge



Allen screw

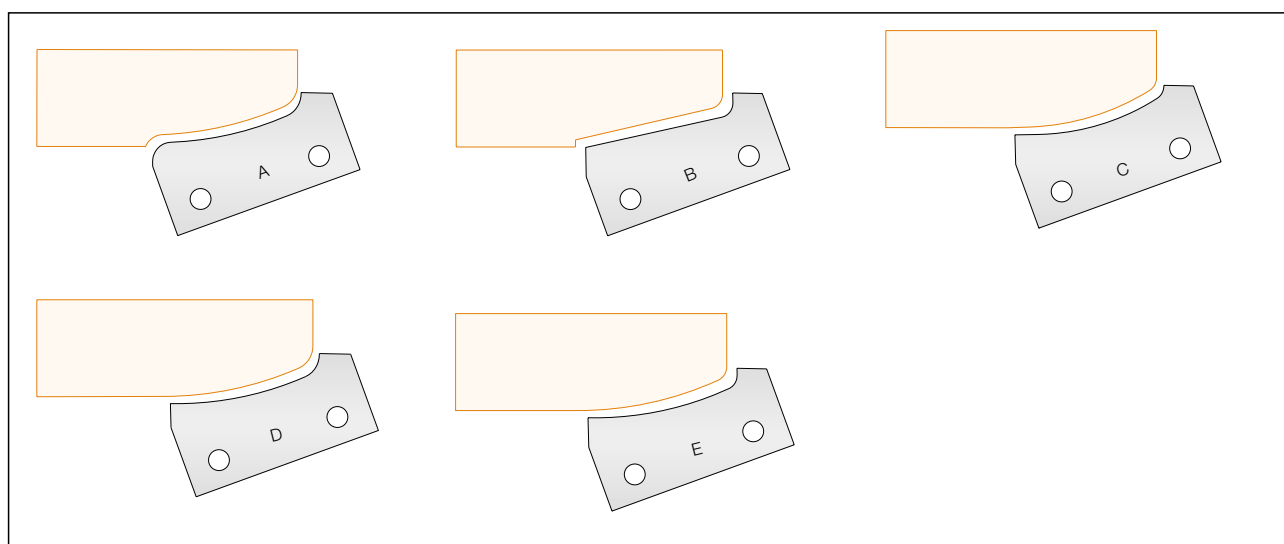


Torx screw

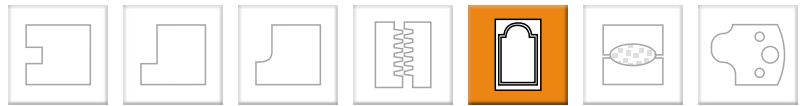


Allen key

Profile A	#310 852 5 40x20x1.5	#199 070 0 L=38	#193 026 5 M6x16	#193 395 0 M4x8	#194 003 5 S3
Profile B	#310 852 6 40x20x1.5	#199 070 0 L=38	#193 026 5 M6x16	#193 395 0 M4x8	#194 003 5 S3
Profile C	#310 852 7 40x20x1.5	#199 070 0 L=38	#193 026 5 M6x16	#193 395 0 M4x8	#194 003 5 S3
Profile D	#310 852 8 40x20x1.5	#199 070 0 L=38	#193 026 5 M6x16	#193 395 0 M4x8	#194 003 5 S3
Profile E	#310 852 9 40x20x1.5	#199 070 0 L=38	#193 026 5 M6x16	#193 395 0 M4x8	#194 003 5 S3

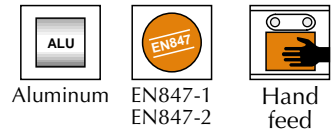

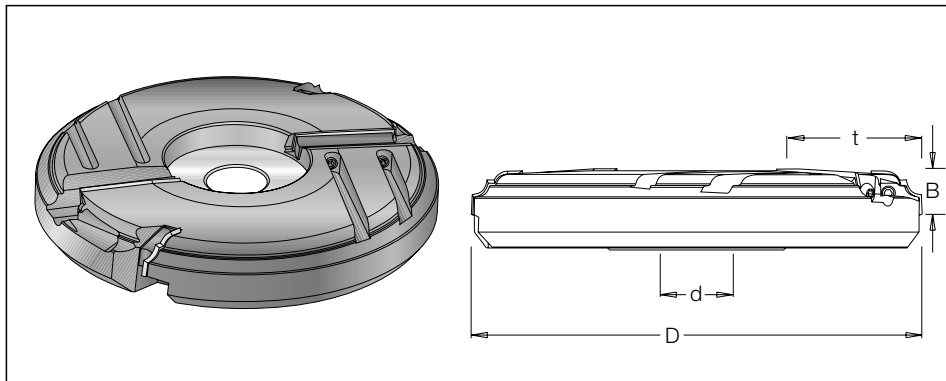


NOVA Cutting



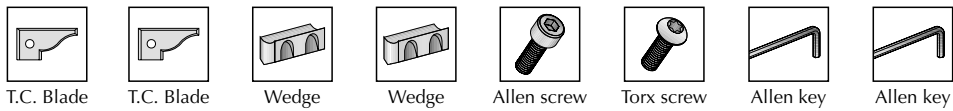
Grooving Rebating Profiling Jointing **Frame & Panel door** Lamello Multi Profile system

Raised Panel Cutter

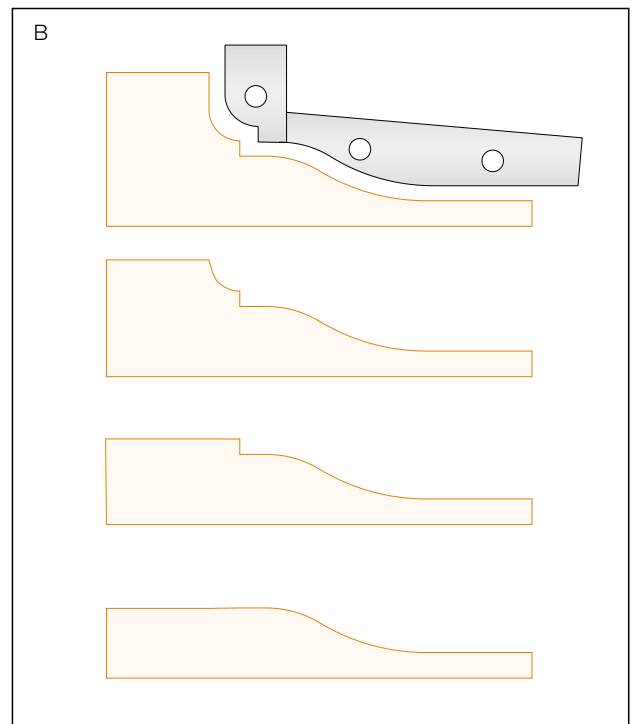
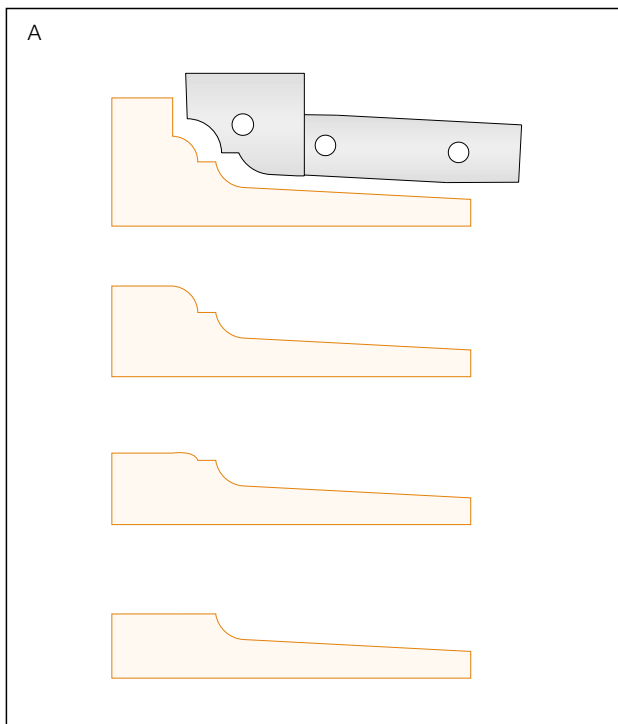


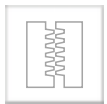



øD	B	Code No.	Profile	Teeth	ød	Max. t	n
200	35	751 002 1	A	2+2	30	63	3,800 - 6,500
	35	751 001 1	B	2+2	30	63	3,800 - 6,500

Spare parts:



	T.C. Blade	T.C. Blade	Wedge	Wedge	Allen screw	Torx screw	Allen key	Allen key
Profile A	#310 851 0 19x23x2	#310 851 1 50x12x1.5	#199 039 5 L = 17	#199 040 5 L = 13	#193 026 5 M6x16	#193 072 5 M6xM4x16	#194 020 0 S2	#194 003 5 S3
Profile B	#310 850 3 19x12x2	#310 850 9 59x12x1.5	#199 024 0 L = 17	#199 037 0 L = 57	#193 026 5 M6x16	#193 072 5 M6xM4x16	#194 020 0 S2	#194 003 5 S3





Grooving

Rebating

Profiling


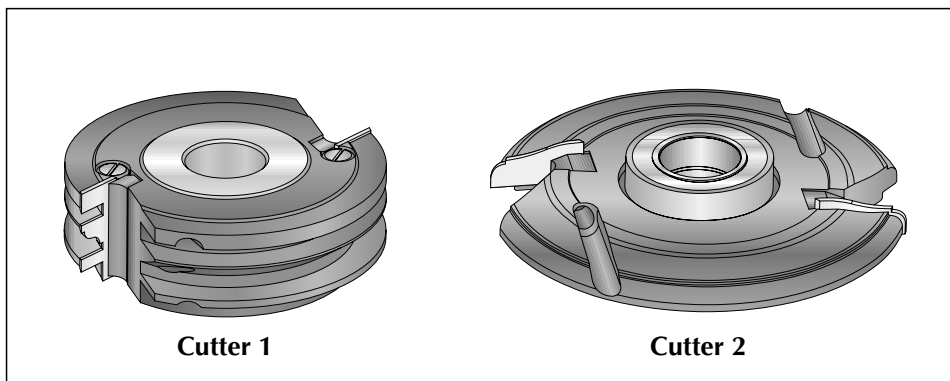
Jointing

Frame & Panel door

Lamello

Multi Profile system

Isis - Combine Set for Raised Panel and Tongue & Groove



Aluminum



EN847-1
EN847-2

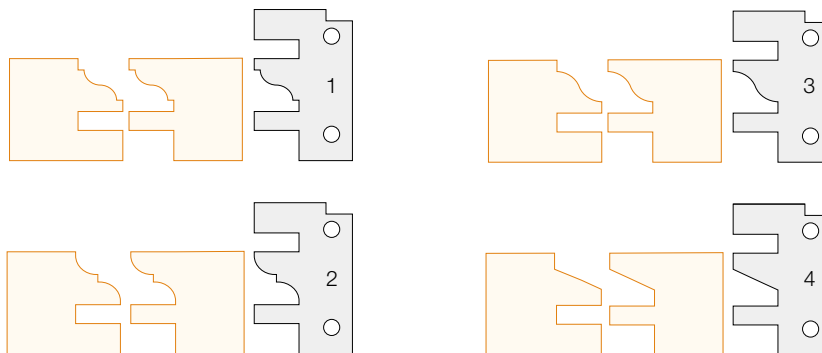


Hand feed

Set	Cutters include	Code No.	Profile type
Set 1	1 & 2	742 050 1	By customer

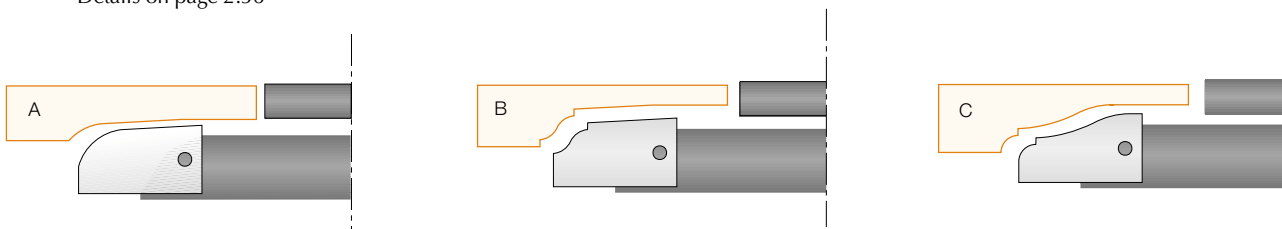
Cutter No.1	øD	Code No.	B	Profile	Teeth	ød	n
	120	742 031 1	40	1	2	30	8,400
	120	742 032 1	40	2	2	30	8,400
	120	742 033 1	40	3	2	30	8,400
	120	742 034 1	40	4	2	30	8,400

⚠ Spare parts:
Details on page 2.35

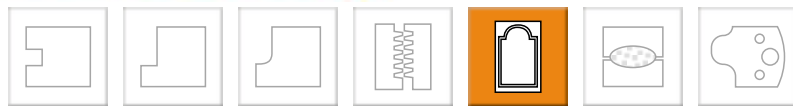


Cutter No.2	øD	Code No.	B	Profile	Teeth	ød	n
	156	742 027 1	17	A	2	30	9,000
	156	742 037 1	17	B	2	30	9,000
	156	742 047 1	17	C	2	30	9,000

⚠ Spare parts:
Details on page 2.36


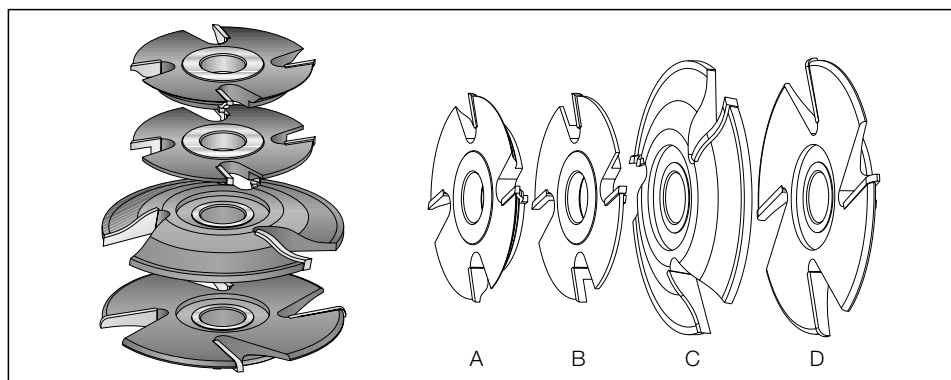


NOVA Cutting



Grooving Rebating Profiling Jointing **Frame & Panel door** Lamello Multi Profile system

Combined Set - for Raised Panel and Tongue & Groove



Hand feed

	øD	B	Code No.	Teeth	ød	n
Complete Set			711 146 1		30	5200-9000
Cutter A	125	14	711 131 1	4	30	5200-9000
Cutter B	125	11	711 132 1	4	30	5200-9000
Cutter C	167	19	711 136 1	3	30	5200-9000
Cutter D	167	21	711 141 1	4	30	5200-9000

⚠ The set includes 4 cutters and 2 ball bearings that enable the production of 2 types of frames and 2 types of raised panels.

Spare parts:



Ball Bearing
#191 050 0
97x15x30



Ball Bearing
#191 023 0
55x13x30

